

新型组合汽车匙工具配件

New type car key combination tool accessories



1

1. HU92钥匙模带灯1把.
HU92 key mold with light



2

2.重组组合片: 1号, 2号, 3号, 每款各配12片.

Re-assembling plate:NO.1 NO.2 NO.3,
12pcs for each model



3

3:专用镊子.
Special plier

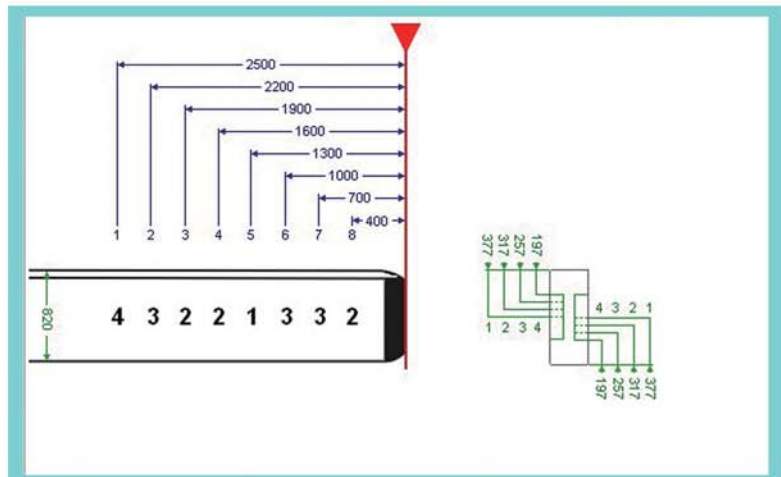


4

4: 专业拆片锥子.
Special awl for take out the plate



新型组合汽车匙工具使用说明

New car key combination tool Instructions for use



1.HU92数据图片适用车型: 宝马.
迷你.荣威.

The picture of HU92 data, it was used in
BMW, Mini,Roewe.



1




2.先用2合1工具开启车门锁心读取锁心数据对照钥匙组合工具里面的重组匙片安装在钥匙套膜上。


Please use the Smart 2 in 1 pick and decoder tool to open the lock and read the cylinder data, and then install the plate on the key mold by contrasting the restructuring key plate of the key Re-assembling tool.



2



3



3.组合片安装好以后检查一遍没有问题拿到配匙机器上面夹紧钥匙套膜和空白钥匙坯，用直径2.5铣刀去配出钥匙。

check after installing the restructuring key plate, if it was ok, please fixed the key mold and key blank on the key cutting machine, then make the key by using diameter 2.5mm milling cutter.

4.用专业拆片锥子拆出钥匙组合片。

Use the special awl to take out the assembling plate.

5.带灯晚上使用更加方便。

It was very convenient to use in the dark with the light.

